
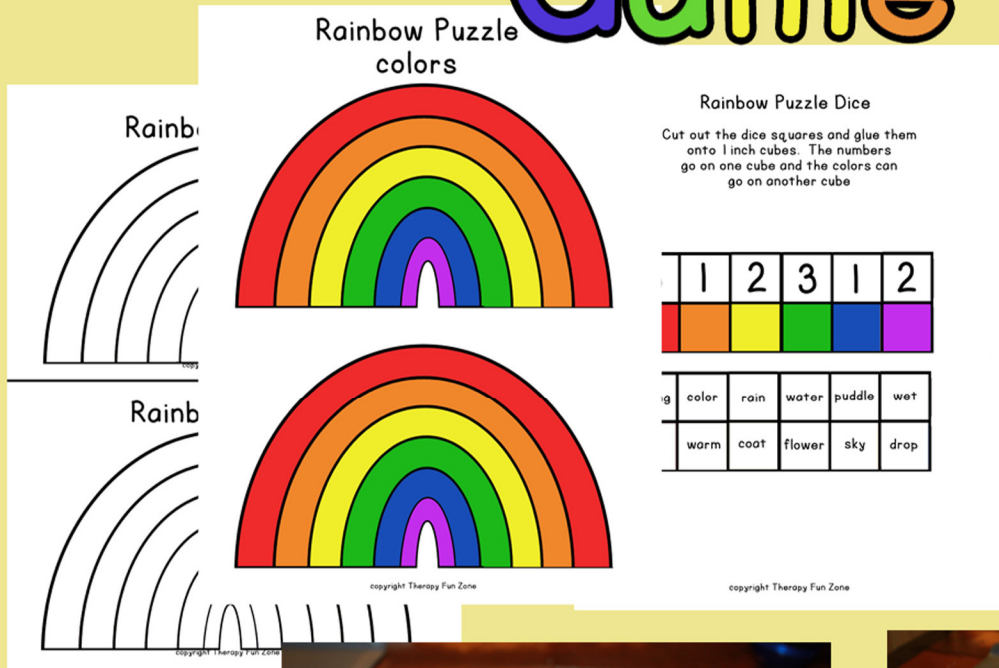




Rainbow Puzzle Game

roll a
color and
pick your
rainbow
piece

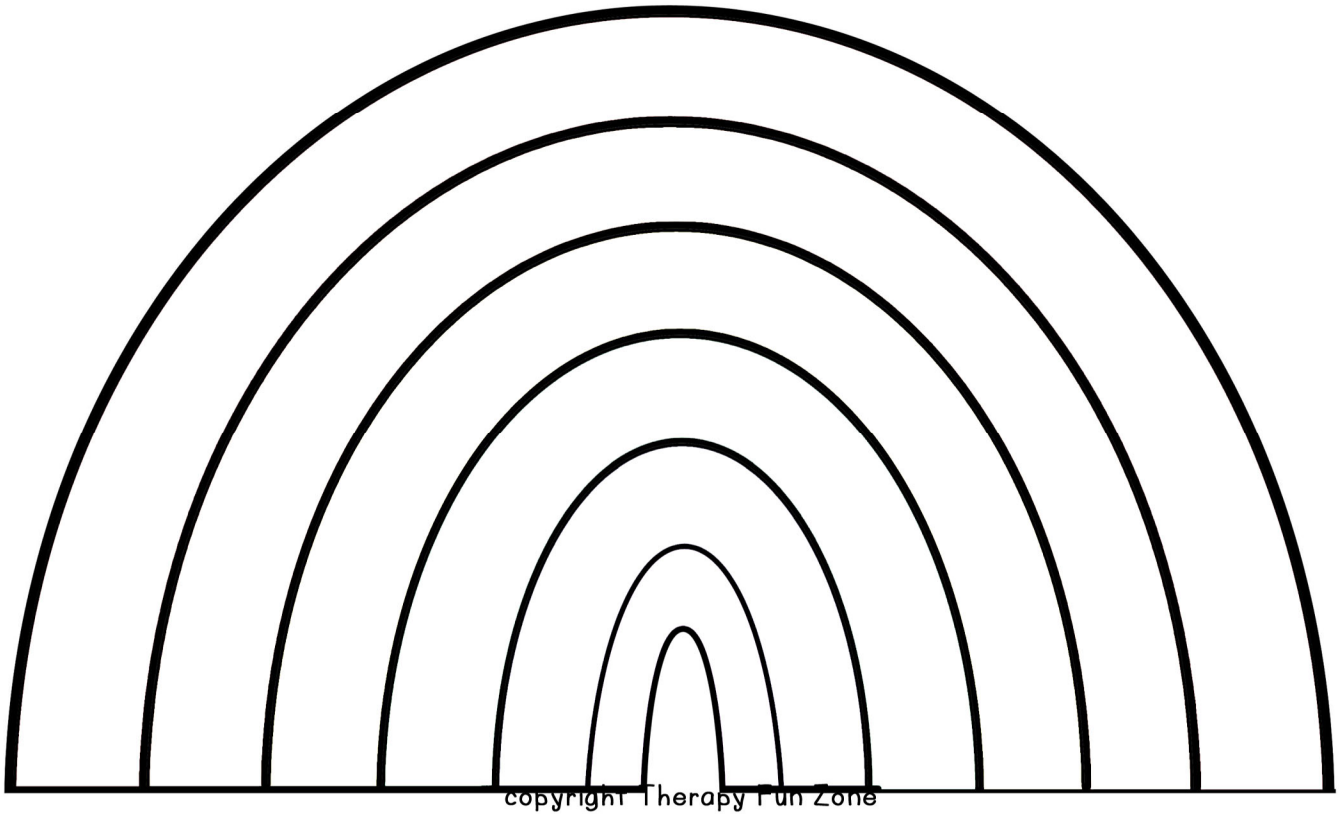


By Therapy Fun Zone

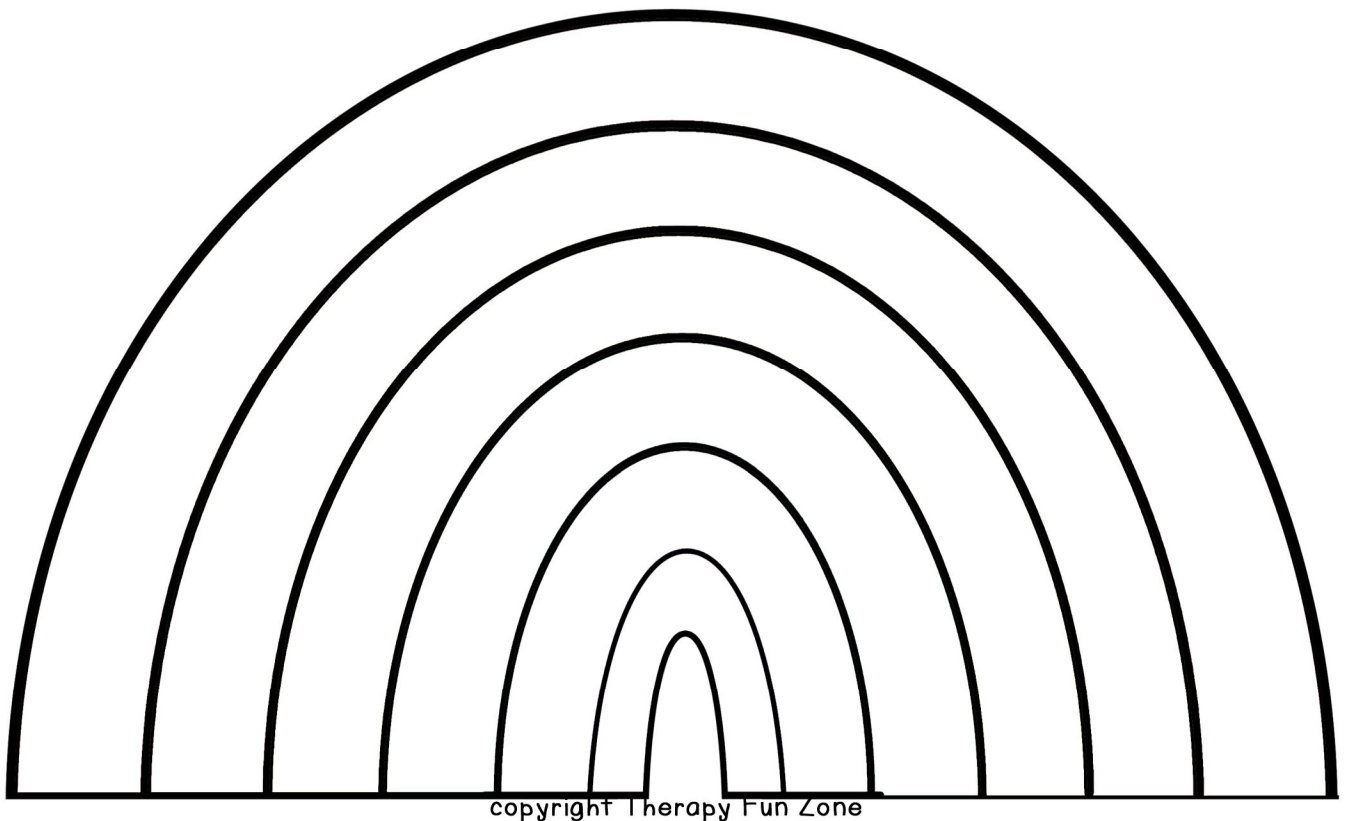
Rainbow Puzzle colors



Rainbow Puzzle



Rainbow Puzzle



Rainbow Puzzle Dice

Cut out the dice squares and glue them onto 1 inch cubes. The numbers go on one cube and the colors can go on another cube

3	1	2	3	1	2

spring	color	rain	water	puddle	wet
sun	warm	coat	flower	sky	drop

Rainbow Puzzle Game

Roll the dice and build your rainbow

A digital download. You roll a color and then get that piece of your rainbow to build your rainbow. Works on visual perception as well as fine motor skills.

Objective

To build a complete rainbow.

Components

You have color dice, number dice, and word dice. You also have a color rainbow and blank rainbow to build on

Setup

Print out the dice parts and glue the dice parts onto 1 inch cubes to make the dice. I recommend printing the colored rainbows onto magnet paper to use on a cookie sheet so that they would stay in place. Also print out the blank rainbows on regular paper as your template to put the rainbow pieces on. You can print a sample colored rainbow to help the kids know where to place the colors.

Cut out the separate colors of the rainbows on the magnet paper, then cut into puzzle pieces.

Starting The Game

To play the game you first roll a color dice and a number dice. This tells you how many pieces of what color that you get to place on your rainbow. Get your pieces and place them onto your rainbow.

Winning The Game

The winner is the student who finishes their rainbow first.

Alternate Rules

To add some visual memory and writing into the game, included are word dice parts. When you roll the dice, you can include one of the word dice. The student then has to remember what word he rolled while he is getting and placing his number of rainbow pieces onto the rainbow puzzle. This helps work on memory and visual memory along with writing as the student writes his word down.

To incorporate the whole body I have the students roll their dice at one end of the room, remember their number, color, and word. Ride the scooterboard to the other end of the room, pick their colored pieces, scooterboard back, place the pieces on their puzzle, and then write down their word.

Credits

The following people made this game possible.

Game Concept: Tonya Cooley, OTR/L
Artwork: Tonya Cooley, OTR/L

Legal

Rainbow Puzzle Game is ©2014 by TMC Adaptations and Therapy Fun Zone. All rights reserved.

Find Out More

For more information about this game or our other great therapy activities, check out our web site at:

TherapyFunZone.net